

Sunón

Headquarter & Experience Center

Add: Sunon Central Business Building, No.200 Shimin Street, Qianjiang CBD, Hangzhou, Zhejiang Province, China

Russia Branch & Experience Center

Add: Sky Masnion, No.118 Varshavskoe Road, Moscow

European R&D Center


Add: Brunnenstrasse 156, 10115 Berlin, Germany

USA Headquarter & Experience Center

Add: 525 Technology Drive Suite 150 Irvine CA.92618, USA

India Branch & Experience Center

Add: Floor I & II, 643, Rd Number 36, Aditya Enclave, Venkatagiri, Jubilee Hills, Hyderabad, Telangana 500033, India

    @sunonfurniture

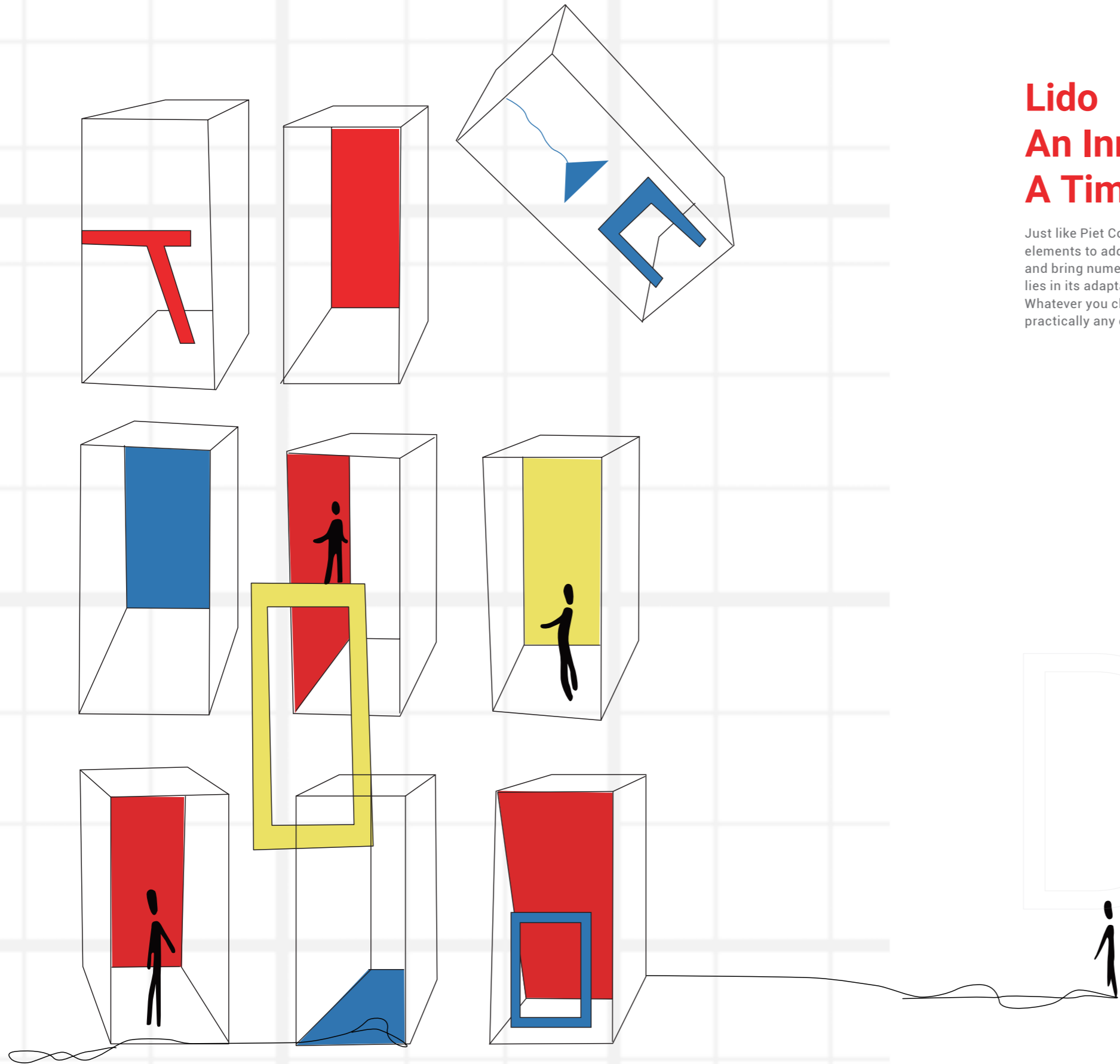
www.sunonglobal.com

info@isunon.com



LIDO

Sunón



Lido

An Innovative Idea

A Timeless Design

Just like Piet Cornelies Mondrian uses geometric elements to add a fine touch to his painting and bring numerous possibilities, Lido's versatility lies in its adaptable form and robust offerings. Whatever you choose, this timeless solution meets practically any contemporary need.



The Charm of π

You cannot force creativity to happen, but you can develop a creative workplace.



As an infinite decimal, π symbolizes an incessant influx of creative ideas. π -shape steel legs break the monotony of traditional office and transform it into an idea-incubating center.





Configured with a side cabinet; curved gap allows you to activate the computer without opening the cabinet door.



The side cabinet is configured with charging modules and offers flexible charging solutions.

Versatile Work Surface

Extended worktop in curving lines enables free communication between multiple persons.



Make Jointing A Fun

The lower leg is a double tube splicing structure presented in two colors.
The multifunctional table screen allows you to work comfortably.






Create Boundaries in a Snap

Semi-open screen strikes a balance between concentration and cooperation. Asymmetrical inclined legs stand out at the first sight. Desks can be matched up flexibly.



Power ports, available in standard outlets or in combination with USB, provide easy access for charging devices.



Lido uses integrated wiring, which can be easily installed without the need for professional electrician operation.





Well-aligned Layout

Shared acrylic screens at the middle of desk create appropriate boundaries and strength the overall aesthetics.

Insight-led Design

T-shape layout and optional 3-side enclosed screens encourage you to focus on your work and not get distracted.



Can be matched with movable cabinet; Top cushion makes it double as a seat when needed.



Every Art for **Every Soul**

H-shape and C-shape layout bring an ebb and flow between "me" and "we" work. Different working models can be switched within inches of land.





**A Creative
Treat on Every work**

Cross-shape and T-shape layouts can be adjusted as your team fluctuate. A mix of colors adds a vibrant sensation to your space.



Define Your Space

Every two neighboring desks can choose to install flexible screen, bringing a new level of individual choice to shared work environments. A wide variety of material and color options encourage creativity and self-expression.

Six Desks Combined

6-person workstation formed by 120° desks
benefits efficient team collaboration.





Powerd Through **Triangular Column**

120° workstation can be powered through central triangular column to ensure total neatness and efficiency.

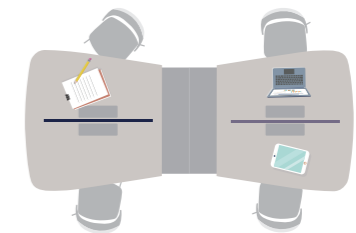


The optional tabletop can be used for many purposes like storing, writing, communicating.



Capture the
Beauty of Butterfly

This workstation, in an overhead view, resembles a butterfly spreading its wings. Beauty and usefulness, in form and in spirit.





The conference table comes in a minimalist style and is designed for enhanced meeting efficiency.

Efficiency

Simple workplaces foster psychological safety and engender trust.



The digital transformation makes inter-departmental cooperation a natural part of companies. Lido's minimalist legs with clear-cut lines naturally fit into any contemporary space.






Sized to Fit

The flexible layout helps to unlock the power of human connection as well as individual concentration.

A Consistent Aesthetic

Used independently or matched with other furniture, it provides a consistent aesthetic across different settings.





Elegant **Anywhere**

Cables are managed and stowed inside the cabinet.

Scientific routing keep cables accessible and out of sight.

The gap makes maintenance convenient.



Two Color Schemes Available

Fresh sand white or sedate meteor grey? Find the color scheme that suits your office the most.





Support the Ways People Work Best

The team workstation is configured with an extended desktop at one end so multiple tasks can be carried out simultaneously.



Excellence in Every Talk

Face-to-face communication is always an indispensable part of our life no matter how advanced our technology becomes. Just turn around, and start a conversation at any time.

Organized Cabling Brings Total Neatness

Lido's cabling box and cabling trunk together create a reliable and visually-pleasant power solution.



Single-side model



Double-side model

Rethink Real Estate

Single-side layout can be applied against wall while double-side layout can be applied to the central area so as to make the best use of space.



High Desk for Leisure Talk

Informal talks, team discussion or a pause for relaxation, this place is designed for a leisure moment.




Scale Up Easily

A combination of basic types and extended types makes it easy for you to reconfigure your layout.

Interconnection

Cooperation in the workplace can make the difference between success and failure.



Modular design facilitates agile working and empowers innovative development. 5-facet legs enhance the artistic aesthetics of the space.




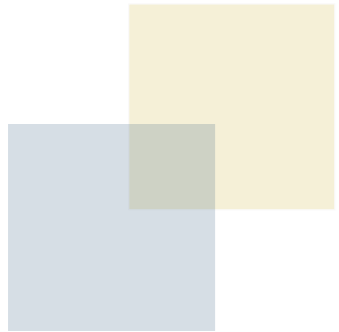


Efficient Response to
Inevitable Change

The upper cabinet is available in grey and white two color options, naturally fitting into different modern spaces.

Optimize the Real Estate

The functions of the desk have been further expanded to cover more needs. By utilizing every square inch smartly, it provides compression without compromise.





Bring
total neatness



A Powerful Storage Solution

A powerful storage solution minimizes visual clutter. It gives the user quick access to what's important and conceals less-used items.



Scale Up

The enlarged side cabinet is scientifically partitioned for storing books, computer cases, files and personal items. A well-organized space not only boosts efficiency but also lights up your mood.





A Rich of Configurations

6 types of employee desk legs can be combined with worktops flexibly; Modesty panels are optional.





Aluminum-frame screen + desktop

Aluminum-frame screen + desktop

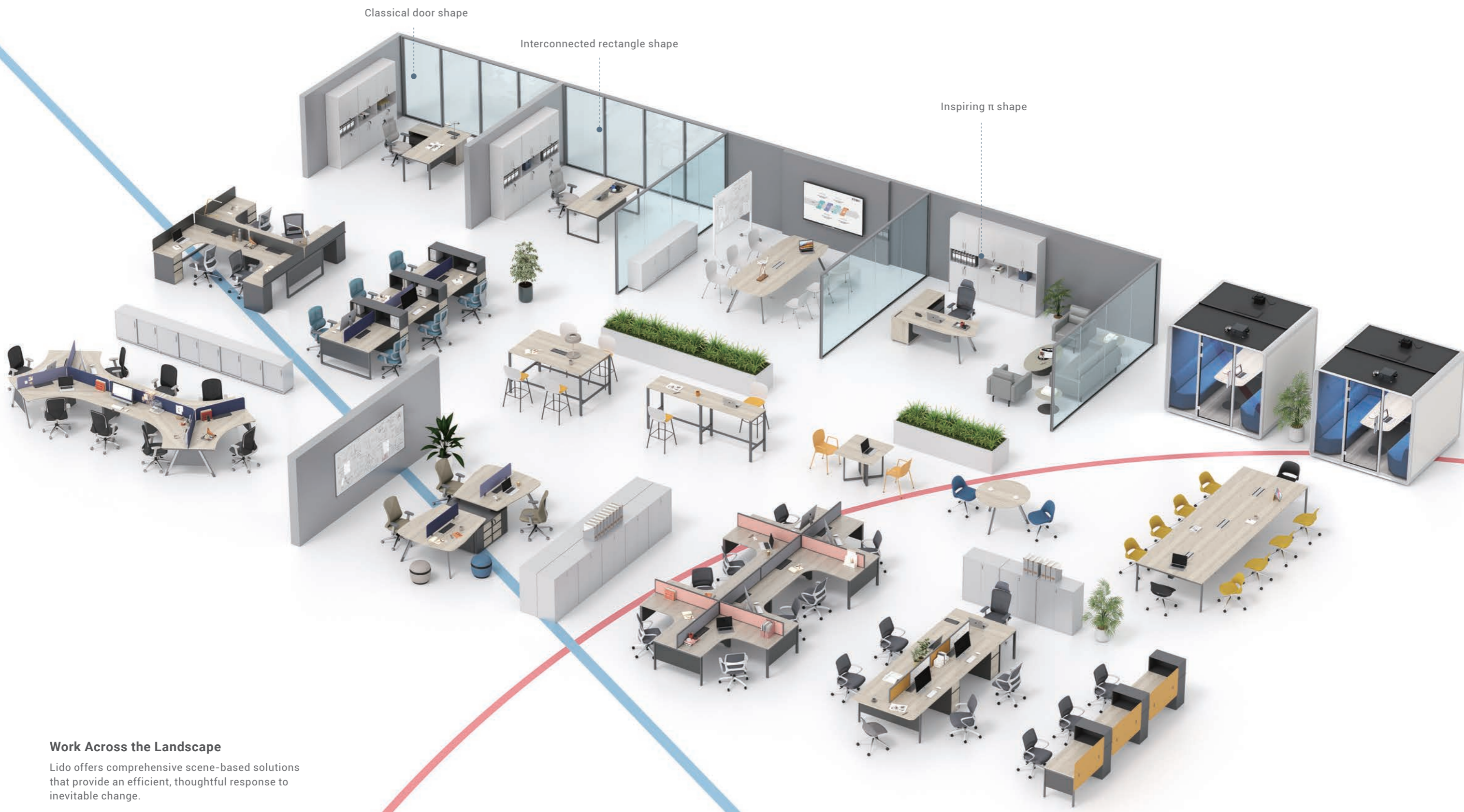


Thin screen + desktop

Thin screen + desktop

Screens in different materials can be matched with ordinary desktops and desktops with aluminum slots.





Classical door shape

Interconnected rectangle shape

Inspiring π shape

Work Across the Landscape

Lido offers comprehensive scene-based solutions that provide an efficient, thoughtful response to inevitable change.



DU89L/R
W2200*D1800*H750(mm)



DU88L/R
W2200*D1800*H750(mm)
W2000*D1800*H750(mm)



DU86L/R
W1800*D1600*H750(mm)
W1600*D1600*H750(mm)



DU85L/R
W1500*D700*H750(mm)
W1400*D700*H750(mm)



DU84
W1800*D900*H750(mm)
W1600*D800*H750(mm)



DU60.GJ
W1200*D1200*H25(mm)
W1400*D1400*H25(mm)
W1500*D1400*H25(mm)
W1500*D1500*H25(mm)
W1600*D1400*H25(mm)
W1600*D1500*H25(mm)



DU60A.GJ
W1200*D1200*H25(mm)
W1400*D1400*H25(mm)
W1500*D1400*H25(mm)
W1500*D1500*H25(mm)
W1600*D1400*H25(mm)
W1600*D1500*H25(mm)



DU61.GJ
W1200*D600*H25(mm)
W1400*D700*H25(mm)
W1500*D700*H25(mm)
W1500*D750*H25(mm)
W1600*D700*H25(mm)
W1600*D750*H25(mm)



DU61A.GJ
W1200*D600*H25(mm)
W1400*D700*H25(mm)
W1500*D700*H25(mm)
W1500*D750*H25(mm)
W1600*D700*H25(mm)
W1600*D750*H25(mm)



DU63.GJ
W1200*D600*H25(mm)
W1400*D1400*H25(mm)
W1500*D1400*H25(mm)
W1500*D750*H25(mm)
W1600*D1400*H25(mm)



DU63A.GJ
W1200*D1200*H25(mm)
W1400*D1400*H25(mm)
W1500*D1400*H25(mm)
W1600*D1400*H25(mm)



DU64.GJ
W1200*D600*H25(mm)
W1400*D700*H25(mm)
W1500*D700*H25(mm)
W1600*D700*H25(mm)



DU64A.GJ
W1200*D600*H25(mm)
W1400*D700*H25(mm)
W1500*D700*H25(mm)
W1600*D700*H25(mm)



DU60.CG
W1200*D1200*H25(mm)
W1400*D1400*H25(mm)
W1500*D1400*H25(mm)
W1500*D1500*H25(mm)
W1600*D1400*H25(mm)
W1600*D1500*H25(mm)



DU60A.CG
W1200*D1200*H25(mm)
W1400*D1400*H25(mm)
W1500*D1400*H25(mm)
W1500*D1500*H25(mm)
W1600*D1400*H25(mm)
W1600*D1500*H25(mm)



DU61.CG
W1200*D600*H25(mm)
W1400*D700*H25(mm)
W1500*D700*H25(mm)
W1500*D750*H25(mm)
W1600*D700*H25(mm)
W1600*D750*H25(mm)



DU61A.CG
W1200*D600*H25(mm)
W1400*D700*H25(mm)
W1500*D700*H25(mm)
W1500*D750*H25(mm)
W1600*D700*H25(mm)
W1600*D750*H25(mm)



DU62.CG
W1000*D1400*H25(mm)
W1200*D1400*H25(mm)



DU62A.CG
W1000*D1400*H25(mm)
W1200*D1400*H25(mm)



DU63.CG
W1000*D700*H25(mm)
W1200*D700*H25(mm)



DU63A.CG
W1000*D700*H25(mm)
W1200*D700*H25(mm)



DU20
W340*D1400*H350(mm)



DU20
W340*D700*H350(mm)



DU21C
W340*D1194*H725(mm)
W340*D1394*H725(mm)
W340*D1494*H725(mm)



DU21M
W340*D1194*H725(mm)
W340*D1394*H725(mm)
W340*D1494*H725(mm)



DU21L
W340*D594*H725(mm)
W340*D694*H725(mm)
W340*D744*H725(mm)



DU21R
W340*D594*H725(mm)
W340*D694*H725(mm)
W340*D744*H725(mm)



DU21M
W340*D594*H725(mm)
W340*D694*H725(mm)
W340*D744*H725(mm)



DU22C
W340*D1194*H725(mm)
W340*D1394*H725(mm)
W340*D1494*H725(mm)



DU22M
W340*D1194*H725(mm)
W340*D1394*H725(mm)
W340*D1494*H725(mm)



DU22L
W340*D594*H725(mm)
W340*D694*H725(mm)
W340*D744*H725(mm)



DU22R
W340*D594*H725(mm)
W340*D694*H725(mm)
W340*D744*H725(mm)



DU22M
W340*D594*H725(mm)
W340*D694*H725(mm)
W340*D744*H725(mm)



DU66L.GJ
W1428*D1428*H25(mm)
W1528*D1528*H25(mm)
W1628*D1628*H25(mm)



DU66AL.GJ
W1428*D1428*H25(mm)
W1528*D1528*H25(mm)
W1628*D1628*H25(mm)



DU66R.GJ
W1428*D1428*H25(mm)
W1528*D1528*H25(mm)
W1628*D1628*H25(mm)



DU66AR.GJ
W1428*D1428*H25(mm)
W1528*D1528*H25(mm)
W1628*D1628*H25(mm)



DU67.GJ
W2828*D1428*H25(mm)
W3028*D1528*H25(mm)
W3228*D1628*H25(mm)



DU67A.GJ
W2828*D1428*H25(mm)
W3028*D1528*H25(mm)
W3228*D1628*H25(mm)



DU68.GJ
W1428*D2828*H25(mm)
W1528*D3028*H25(mm)
W1628*D3228*H25(mm)



DU68A.GJ
W1428*D2828*H25(mm)
W1528*D3028*H25(mm)
W1628*D3228*H25(mm)



DU69.GJ
W2828*D2828*H25(mm)
W3028*D3028*H25(mm)
W3228*D3228*H25(mm)



DU69A.GJ
W2828*D2828*H25(mm)
W3028*D3028*H25(mm)
W3228*D3228*H25(mm)



DU56.GJ
W2332*D2692*H750(mm)



DU57.GJ
W4664*D2692*H750(mm)



DU66L.CG
W1428*D1428*H25(mm)
W1528*D1528*H25(mm)
W1628*D1628*H25(mm)



DU66AL.CG
W1428*D1428*H25(mm)
W1528*D1528*H25(mm)
W1628*D1628*H25(mm)



DU66R.CG
W1428*D1428*H25(mm)
W1528*D1528*H25(mm)
W1628*D1628*H25(mm)



DU66AR.CG
W1428*D1428*H25(mm)
W1528*D1528*H25(mm)
W1628*D1628*H25(mm)



DU67.CG
W2828*D1428*H25(mm)
W3028*D1528*H25(mm)
W3228*D1628*H25(mm)



DU67A.CG
W2828*D1428*H25(mm)
W3028*D1528*H25(mm)
W3228*D1628*H25(mm)



DU68.CG
W1428*D2828*H25(mm)
W1528*D3028*H25(mm)
W1628*D3228*H25(mm)



DU68A.CG
W1428*D2828*H25(mm)
W1528*D3028*H25(mm)
W1628*D3228*H25(mm)



DU69.CG
W2828*D2828*H25(mm)
W3028*D3028*H25(mm)
W3228*D3228*H25(mm)



DU69A.CG
W2828*D2828*H25(mm)
W3028*D3028*H25(mm)
W3228*D3228*H25(mm)



DU50.CG
W1000*D1404*H25(mm)
W1200*D1404*H25(mm)
W1400*D1404*H25(mm)
W1600*D1404*H25(mm)



DU51.CG
W1000*D700*H25(mm)
W1200*D700*H25(mm)
W1400*D700*H25(mm)
W1600*D700*H25(mm)



DU23L
W1600*D400*H1150(mm)



DU23R
W1600*D400*H1150(mm)



DU52
W1700/1800/1900*1200
*D1800*H750(mm)



DU58.GJ
W1200*D350*H25(mm)
W1400*D350*H25(mm)
W1500*D350*H25(mm)



DUKJ
W1190/1390/1490
*D60*H725(mm)



DUKJ
W590/690/740
*D60*H725(mm)



DUMJ
W1190/1390/1490
*D60*H725(mm)



DUMJ
W590/690/740
*D60*H725(mm)



DUXJ.A
W1190/1390/1490
*D40*H725(mm)



DUXJL/R.A
W590/690/740
*D40*H725(mm)



DUKJD
W1190/1390/1490
*D60*H725(mm)



DUKJD
W740/690/590
*D60*H725(mm)



DUMJD
W1190/1390/1490
*D60*H725(mm)



DUMJD
W590/690/740
*D60*H725(mm)



DUXJD.A
W1190/1390/1490
*D40*H725(mm)



DUXDL/R.A
W590/690/740
*D40*H725(mm)



DUSXX
W489*D60*H560(mm)



DUDXX
W349*D60*H560(mm)



DUDXC
W880/1090/1290/1390/
1490/1690*D110*H140(mm)



DUDXC
W113*D60*H160(mm)



DUXHT
W500*D110*H140(mm)



DUXHG.A
W453*D142*H42(mm)



DUXHG.B
W453*D142*H42(mm)



DU79
W2000*D1000*H750(mm)



DU79
W2400*D1200*H750(mm)



DU78
W2800*D1400*H750(mm)
W3200*D1400*H750(mm)
W3600*D1400*H750(mm)



DU78A
W1400*D1400*H750(mm)
W1600*D1400*H750(mm)
W1800*D1400*H750(mm)



DU77
W1400*D1400*H750(mm)
W1500*D1500*H750(mm)
W1600*D1600*H750(mm)



DU77A
W1400*D1400*H750(mm)
W1500*D1500*H750(mm)
W1600*D1600*H750(mm)



DU53
W1800/2000
*D1200*H1100(mm)



DU54
W1400/1500/1600
*D600*H1100(mm)



DU54
W2800/3000/3200
*D600*H1100(mm)



DU54A
W1400/1500/1600
*D600*H1100(mm)



DU76
φ1000*H750(mm)
φ1200*H750(mm)



DU75
W1000*D1000*H750(mm)



DUXDB
W600/700/800/900/1100/
1200/1300*D290*H8(mm)



DUPFJ
W40*D36*H70(mm)



DUBP.P
W880/980/1080/1180/
1280/1380/1480/1580
*D315*H8(mm)



DUBP.J
W880/980/1080/1180/
1280/1380/1480/1580
*D315*H8(mm)



DUBP.S
W880/980/1080/1180/
1280/1380/1480/1580
*D315*H8(mm)



DUBP.Y
W880/980/1080/1180/
1280/1380/1480/1580
*D315*H8(mm)



DUBP.BA
W980/1180/1380/
1480/1580*D315*H11(mm)



DUBP.BB
W880/1080/1180/1280
*D315*H11(mm)



DUBP.MA
W880/980/1080/1180/
1280/1380/1480/1580
*D315*H11(mm)



DUTP.P
W600/700/750/1000/
1200/1400/1500/1600
*D690*H8(mm)



DUTP.B
W600/700/750/1000/
1200/1400/1500/1600
*D690*H11(mm)



DULK.B
W900/1000/1100/1200/
1300/1400/1500/1600
*D330*H28(mm)



DULK.BD
W1200/1400/1500/1600
*D330*H28(mm)



DULK.BS
W1200/1400/1500/1600
*D330*H28(mm)



DULK.P
W900/1000/1100/1200/
1300/1400/1500/1600
*D330*H28(mm)



DULK.PD
W1200/1400/1500/1600
*D330*H28(mm)



DULK.PS
W1200/1400/1500/1600
*D330*H28(mm)



DULK.ZB
W900/1000/1100/1200/
1300/1400/1500/1600
*D330*H28(mm)



DULK.ZBD
W1200/1400/1500/1600
*D330*H28(mm)



DULK.ZBS
W1200/1400/1500/1600
*D330*H28(mm)



DULK.P
W1400/1500/1600
*D690*H28(mm)



DULK.B
W1400/1500/1600
*D690*H28(mm)



DULK.P
W600/700/750/1000/
1200/*D690*H28(mm)



DULK.B
W600/700/750/1000/
1200/*D690*H28(mm)



DUZP.P
W580/680/730
*D295*H8(mm)



DUZP.Y
W580/680/730
*D295*H8(mm)



DUZP.B
W580/680/730
*D295*H11(mm)



DUZP.M
W580/680/730
*D295*H11(mm)

Desk material

Main promotion color

Optional color

Secondary color

Steel leg/Middle leg/Cabling box



S-57



S-77



S-83



S-84



S-56



S-53



S-66



S-57



S-59




Sand white



Meteor grey


Under-desk modesty panel



Cabling trunk connector/cabling trunk/cable box support




Cable box

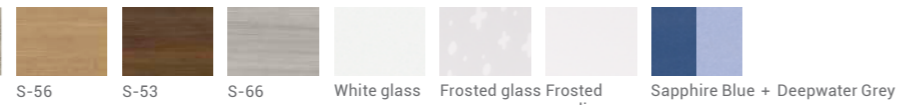


On-desk thin screen material


Main promotion color



Optional color




Thin screen clip





Unibody thin screen material


Main promotion color



Optional color




External cap color





On-desk/Unibody aluminum-frame screen material


Main promotion color



Optional color





Aluminum frame color



Flexible screen material

Screen color



Component color

